

	<b>이동건</b> <b>LEE DONGGEON</b>	<b>LISTENING</b> Your Score <b>410</b> 5 0%  495 99% ▲66 Percentile Rank	<b>TOTAL SCORE</b> <b>805</b>
	Name		
	<b>168218</b> <b>2000/01/25</b>	<b>READING</b> Your Score <b>395</b> 5 0%  495 99% ▲81 Percentile Rank	
	Registration number      Date of birth (yyyy/mm/dd)		
<b>2023/02/26</b> <b>2025/02/26</b>			
Test date (yyyy/mm/dd)      Valid until (yyyy/mm/dd)			

ETS, the ETS logo, TOEIC and 토익 are registered trademarks of ETS in the United States and other countries, and used under license in the Republic of Korea by YBM.



원본확인 QR코드

발급번호 : 018182-0416008301

한국 TOEIC 위원회는 성적표 위변조 및 부정 사용 방지를 위해 스마트폰 앱과 TOEIC 홈페이지를 통해 성적진위확인 서비스를 제공하고 있습니다. "YBM 어학시험" 앱을 스마트폰에 설치한 후, 성적표 좌측의 QR코드로 성적의 진위를 확인할 수 있습니다. 이 서비스는 인터넷 연결을 필요로 하며 자세한 이용방법은 TOEIC 홈페이지를 참조하시기 바랍니다.

< 앱 설치 및 서비스 이용 방법 >

- "YBM 어학시험" 앱을 앱스토어에서 검색하거나 우측에 보이는 QR코드를 이용해 설치합니다.
- "YBM 어학시험" 앱을 실행 한 후 앱 화면 우측 상단의 "성적 원본대조" 버튼을 클릭합니다.
- 스캔 화면에서 성적표에 인쇄된 "원본확인 QR코드"를 인식하면 성적의 진위확인이 가능합니다.

YBM 앱 다운로드 QR코드















안드로이드용



아이폰용

Detach here

LISTENING	
Your scaled score is between 400 and 495. Test takers who score around 400 typically have the following strengths:	
<ul style="list-style-type: none"> <li>They can infer the central idea, purpose, and basic context of <i>short</i> spoken exchanges across a broad range of vocabulary, even when conversational responses are indirect or not easy to predict.</li> <li>They can infer the central idea, purpose, and basic context of <i>extended</i> spoken texts across a broad range of vocabulary. They can do this even when the information is not supported by repetition or paraphrase and when it is necessary to connect information across the text.</li> <li>They can understand details in <i>short</i> spoken exchanges, even when negative constructions are present, when the language is syntactically complex, or when difficult vocabulary is used.</li> <li>They can understand details in <i>extended</i> spoken texts, even when it is necessary to connect information across the text and when this information is not supported by repetition. They can understand details when the information is paraphrased or when negative constructions are present.</li> </ul>	
To see weaknesses typical of test takers who score around 400, see the Proficiency Description Table. <a href="http://www.toeic.co.kr/table">www.toeic.co.kr/table</a>	
ABILITIES MEASURED	PERCENT CORRECT OF ABILITIES MEASURED
	0%  100% ▲ ← Average
Can infer gist, purpose, and basic context based on information that is explicitly stated in short spoken texts	81 0%  100% ▲77
Can infer gist, purpose, and basic context based on information that is explicitly stated in extended spoken texts	80 0%  100% ▲71
Can understand details in short spoken texts	80 0%  100% ▲88
Can understand details in extended spoken texts	89 0%  100% ▲78
Can understand a speaker's purpose or implied meaning in a phrase or sentence	79 0%  100% ▲70

READING	
Your scaled score is between 350 and 450. Test takers who score around 350 typically have the following strengths:	
<ul style="list-style-type: none"> <li>They can infer the central idea and purpose of a written text, and they can make inferences about details.</li> <li>They can read for meaning. They can understand factual information, even when it is paraphrased.</li> <li>They can connect information across a small area within a text, even when the vocabulary and grammar of the text are difficult.</li> <li>They can understand medium-level vocabulary. They can sometimes understand difficult vocabulary in context, unusual meanings of common words, and idiomatic usage.</li> <li>They can understand rule-based grammatical structures. They can also understand difficult, complex, and uncommon grammatical constructions.</li> </ul>	
To see weaknesses typical of test takers who score around 350, see the Proficiency Description Table. <a href="http://www.toeic.co.kr/table">www.toeic.co.kr/table</a>	
If your performance is closer to 450, you should review the descriptors for test takers who score around 450.	
ABILITIES MEASURED	PERCENT CORRECT OF ABILITIES MEASURED
	0%  100% ▲ ← Average
Can make inferences based on information in written texts	83 0%  100% ▲65
Can locate and understand specific information in written texts	100 0%  100% ▲70
Can connect information across multiple sentences in a single written text and across texts	87 0%  100% ▲67
Can understand vocabulary in written texts	77 0%  100% ▲64
Can understand grammar in written texts	86 0%  100% ▲81

**HOW TO READ YOUR SCORE REPORT:**

**Percentile Rank:** Percentage of the global TOEIC Secure Program test-takers in 2019 through 2021 scoring below your scaled section score.

**Percent Correct of Abilities Measured:** Percentage of items you answered correctly on this test form for each one of the Abilities Measured. Your performance on questions testing these abilities cannot be compared to the performance of test-takers who take other forms or to your own performance on other test forms. The average for each ability is the averaged percentage of items answered correctly by the test-takers of the TOEIC Secure program on this form.

**Note:** TOEIC scores more than two years old cannot be reported or validated.